


5 - 8
SEPT
2023
MILANO

INTERNATIONAL
EXHIBITION
FOR PLASTICS AND
RUBBER INDUSTRIES



plast
PLASTONLINE.ORG



Plast 2023 facts & figures

IDEAS FOR A BETTER WORLD



Plast 2023 facts & figures

50,000

net sqm

Exhibition Area

6

Halls


50

Exhibitors'
countries of origin

1,323

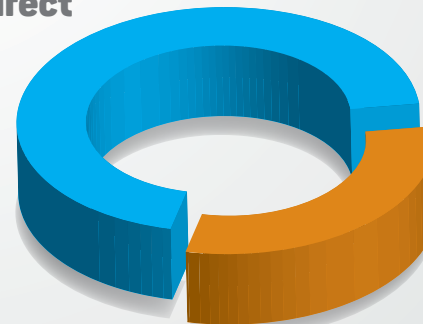
Total exhibitors
out of which

47%
from abroad



53%
from Italy

968
direct



355
through
representatives

Plast 2023 facts & figures

Exhibition sectors

materials
and products **21%**

73% machinery

6% services

Three satellite-shows

Rubber

plast•mat
INNOVATIVE MATERIAL SOLUTIONS


**3D
plast**
3D PRINTING
AND RELATED TECHNOLOGIES

Plast 2023 facts & figures

38,000

visitors' attendance,
out of which

26%
from abroad



74%
from Italy

109

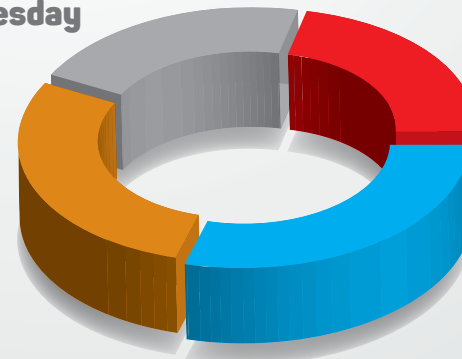
Visitors' countries
of origin

Visits percentage

16,84%
Tuesday

19,42%
Friday

30,83%
Wednesday

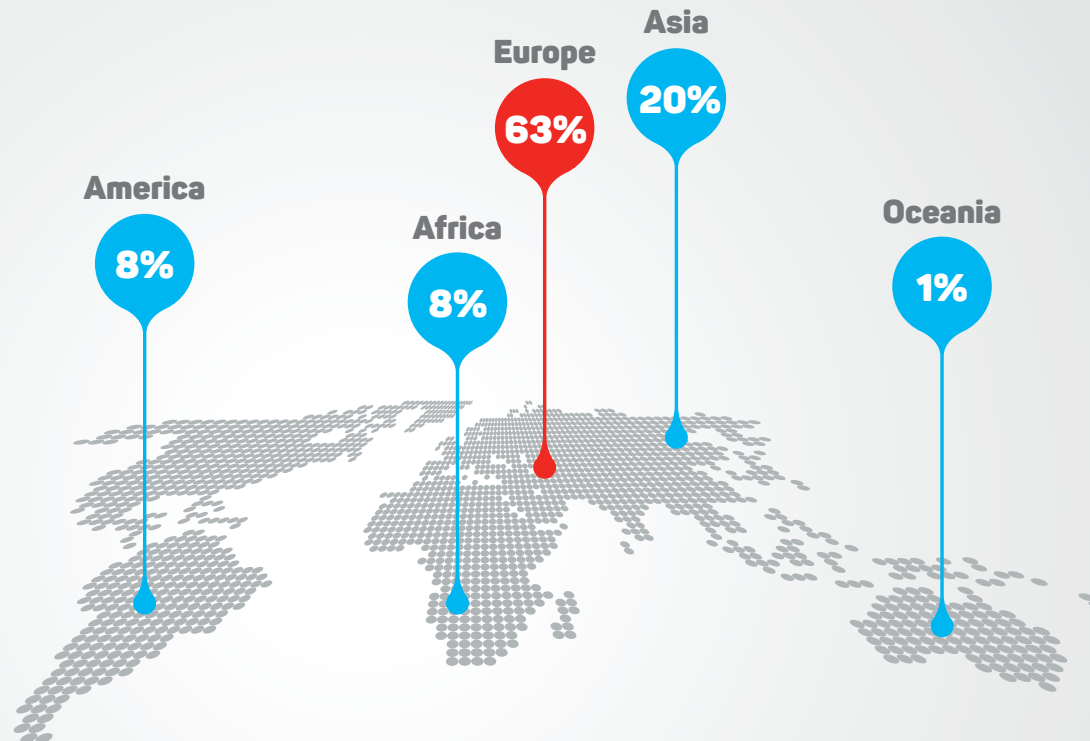


32,91%
Thursday















Plast 2023 facts & figures

Origin of overseas visitors

- Europe 63,89%
- Asia 20,22%
- Africa 7,58%
- America 7,56%
- Oceania 0,75%



First 15 countries of origin of visitors

- | | | |
|------------------------------------------------------------------------------------------------------|-------------------------------------------------------------------------------------------------------|------------------------------------------------------------------------------------------------------------|
|  Germany 7,5% |  Poland 4,4% |  India 2,24% |
|  Spain 6,6% |  Slovenia 3,9% |  Portugal 2,22% |
|  France 5,3% |  Greece 3,1% |  United Kingdom 2,20% |
|  Switzerland 4,8% |  Rumania 2,9% |  Algeria 1,9% |
|  Turkey 4,7% |  Netherlands 2,27% | |

Arrivederci nel **2026!**